

Shower & Bath

Transcare

Premium comfort and ergonomic design specifically calculated to match caregiver's needs

Variable height and tilt bathtub

REF. 7202.00 / 7203.00

Easy access by lateral, swinging door, ergonomic variable height design, safe thermostatic mixing valve. Transcare was built to match the needs of its users and ensure their well-being, perfectly balancing form and function.



REVAL
SUSTAINABLE WELL-BEING

Transcare

UNIQUE FEATURES



Hand control



Secured disinfection system

- The water tank allows the tub to be completely filled as it tilts backwards.
- The swinging (upwards) door allows easy access, with or without a person lift.
- Variable height capability of bathtub frees the caregiver of operational challenges.
- The temperature control with antiburn feature guarantees maximum safety.
- Well-being add-ons increase and optimise bath time's beneficial effects.



7202.00 panel



7203.00 panel



Leg rest option



Access by hoist



Door lock mechanism

Variable height and tilt bathtub

REF. 7202.00 / 7203.00

VERSIONS:

- REF. 7202.00 Bathtub «TRANSCARE» with Watts thermostatic mixer.
- REF. 7203.00 Bathtub «TRANSCARE» with Rada Sensedigital mixing valve.

GENERAL:

- Reinforced fiberglass tub, white colour.
- Handgrip
- Door lock mechanism in stainless steel.
- 4 functions hand control (up/down & recline/upright)
- 24V c.c. electric actuators.
- Back-up battery power.

PLUMBING:

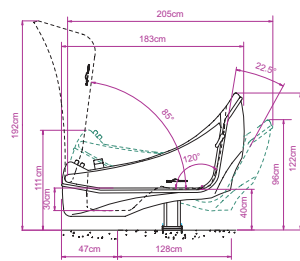
- 7202.00 : 42 l/min thermostatic mixing valve with built-in check valves, scald protection and drain stopper.
- 7203.00 : 48 l/min Rada sense bath & shower concealed digital mixing valve offering programmable max, min & default temperatures, automatic temperature on outlet selection, duty flush and thermal disinfection with datalogging capabilities
- Temperature display.
- Cleaning shower with flow adjustment.
- Manual draining & overflow line.
- Ø 50mm draining plug.

PERFORMS:

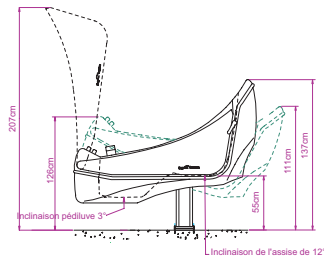
- Water reserve : 90 litres
- Maximal water volume : 190 litres
- Safe working load : 200kg
- Weight of the bathtub : (without base): 120kg (with base): 136kg

OPTIONS :

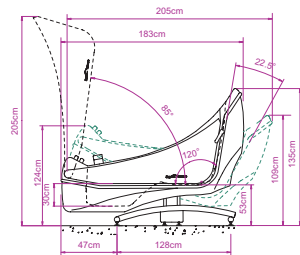
- 7200.10 Chemic disinfection. (version 7202.00)
- 7201.10 Chemic disinfection. (version 7203.00)
- 7200.20 Air whirlpool with integrated heater.
- 7200.30 Base.
- 7200.50 Leg support.
- 7200.51 Added handgrip.
- 7200.52 Dispenser of washing product.
- 7200.60 Chromotherapy.
- 7200.70 Aromatherapy.
- 7110.99 Removable pillow.



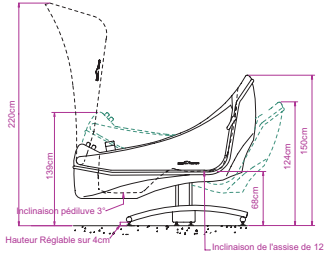
Tub in low position, without base



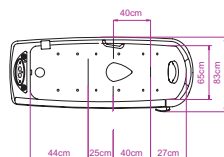
Tub in high position, without base



Tub in low position, with base



Tub in high position, with base



CONFORMITY:

- CE Marking
- 2014/35/UE (Low Voltage Directive).
- 2014/30/UE (EMC Directive).
- EN 1717 (Protection against pollution of potable water)

